

EMT/Paramedic Certificate Planning Sheet

EMT/Paramedic Certificate

35 Credits

		Credits
Fall Semester – 1st Year		
PMD 211 & Lab	Foundations in Advanced Pre-hospital Care	3
PMD 212 & Lab	Advanced Pre-hospital Care of Cardiovascular & Special Population Patients	3
BIO 131	Anatomy & Physiology I	4
	Total Credits	10
Spring Semester – 1st Year		
PMD 213 & Lab	Advanced Pre-hospital Trauma Care	3
PMD 214 & Lab	Advanced Pre-Hospital Care of Medical Emergencies	3
	Total Credits	6
Fall Semester – 2nd Year		
PMD 221 & Lab	Paramedic Foundations and Comprehensive Physical Exam	4
PMD 222 & Lab	Paramedic Care of Cardiovascular & Special Patient Populations	4
	Total Credits	8
Spring Semester – 2nd Year		
PMD 223 & Lab	Paramedic Trauma Care	4
PMD 224 & Lab	Paramedic Care of Medical Emergencies	4
	Total Credits	8
Summer Semester – 2nd Year		
PMD 225 & Lab	Paramedic Operations, Pediatric Emergencies, Integrated Care	3
	Total Credits	35

Students are responsible for reviewing their Degree Works in MyCollege to verify graduation requirements. Run and review your Degree Works at least once a semester. If you have questions, contact your EMT/Paramedic advisor.

Students can only start paramedic (PMD) designated courses of study in the fall semesters.

All students planning to start paramedic (PMD) designated courses MUST hold a valid New York State (NYS) Emergency Medical Technician (EMT) certification and have done so for minimum of 3 months. Students must continue to possess a valid NYS EMT certification when enrolled in any PMD designated course.

NYS EMT certification is achievable via EMT 110 (8 credits), which is offered in the fall, spring and summer semesters.

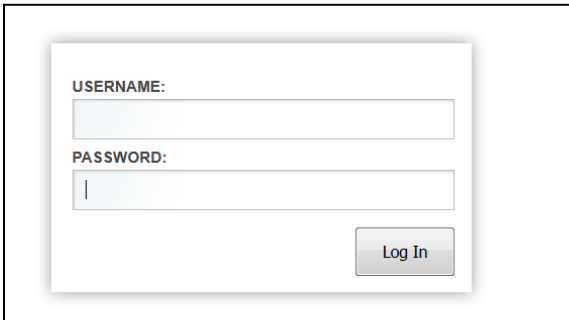
This program follows the national standard curriculum determined by the National Highway Safety Traffic Administration, and requires a minimum of 600 classroom hours, 560 hospital clinical hours and 440 hours of ambulance ride time. Students are eligible to take the New York State Paramedic practical and written exams upon successful completion of all PMD courses (9) and Introduction to Anatomy and Physiology or Anatomy & Physiology I or II.

Prior to starting paramedic (PMD) courses, all students must meet with the EMT/Paramedic Program Director/advisor for specific information.

How to Access Degree Works

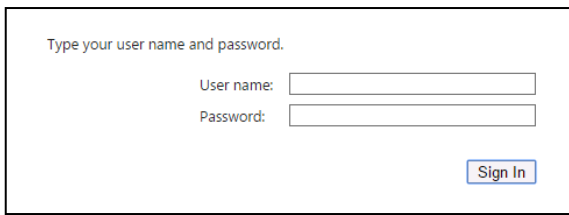
Degree Works is a comprehensive, easy-to-use, web-based tool designed to help students and advisors monitor progress towards program completion.

1. Log into MyCollege



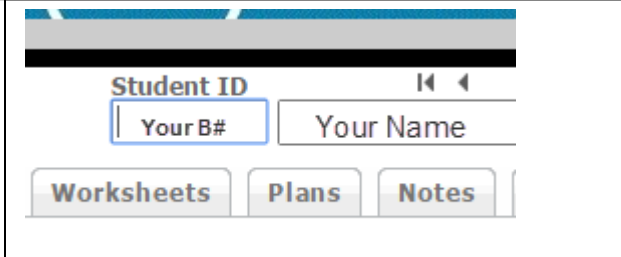
A screenshot of a web-based login form. It features two input fields: 'USERNAME:' and 'PASSWORD:'. Below the password field is a 'Log In' button.

3. You may need to log in again.



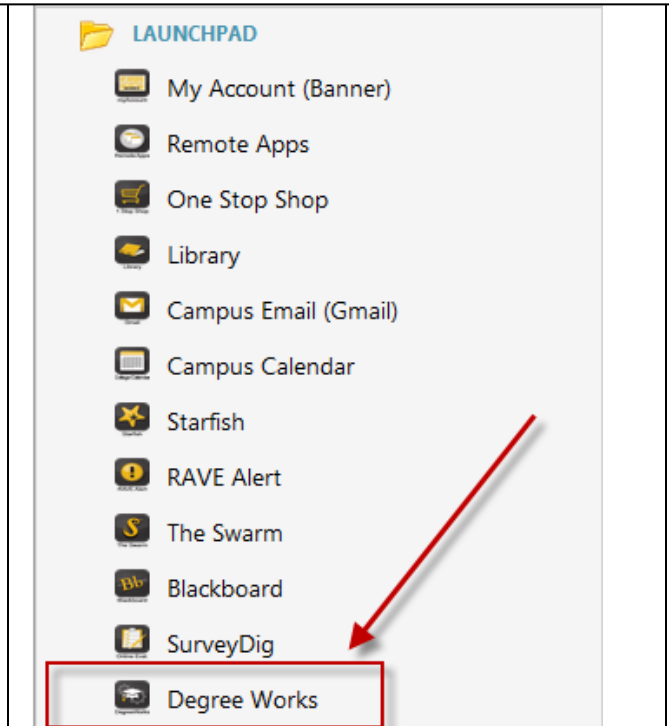
A screenshot of a secondary login form. It includes the instruction 'Type your user name and password.' followed by 'User name:' and 'Password:' input fields, and a 'Sign In' button.

4. View your Degree Works Report



A screenshot of the Degree Works report interface. It shows a header with 'Student ID' and 'Your B#' in a dropdown menu, and 'Your Name' in a text field. Below are three buttons: 'Worksheets', 'Plans', and 'Notes'.

2. Click on Degree Works on the LAUNCHPAD.



A screenshot of a 'LAUNCHPAD' menu. The menu items are: My Account (Banner), Remote Apps, One Stop Shop, Library, Campus Email (Gmail), Campus Calendar, Starfish, RAVE Alert, The Swarm, Blackboard, SurveyDig, and Degree Works. A red arrow points to the 'Degree Works' item, which is highlighted with a red box.

For Help in reading your Degree Works Worksheet, click on the Help link at the top of screen and/or see your advisor:

