

Emergency Medical Technology/Paramedic Planning Sheet

EMT/PMD – AAS in Emergency Medical Technology Students with valid NYS DOH EMT Basic Certification

		Credits
Possible Courses Needed Based on Placement Assessment – consult with advisor:		
ENG 091 College Writing I Supplement (required co requisite with ENG 110 3 cr)		1
LTR 092 Academic Literacy		4
MAT 093 Integrated Arithmetic and Basic Algebra (if taking Gen Ed Math)		4
Fall Semester – 1st Year		Total 1st Semester Credits 16
PMD 211 & Lab	Foundations in Advanced Pre-hospital Care	3
PMD 212 & Lab	Advanced Pre-hospital Care of Cardiovascular & Special Population Patients	3
BIO 131	Anatomy & Physiology I	4
ENG 110	College Writing I	3
Math Elective	MAT 113 or any Gen Ed Math course (including BUS 115)	3
Spring Semester – 1st Year		Total 2nd Semester Credits 16
PMD 213 & Lab	Advanced Pre-hospital Trauma Care	3
PMD 214 & Lab	Advanced Pre-Hospital Care of Medical Emergencies	3
BIO 132	Anatomy & Physiology II	4
FRS 200	Hazardous Materials (offered SPRING only)	3
HST 210	Pharmacology	3
Fall Semester – 2nd Year		Total 3rd Semester Credits 15
PMD 221 & Lab	Paramedic Foundations and Comprehensive Physical Exam	4
PMD 222 & Lab	Paramedic Care of Cardiovascular & Special Patient Populations	4
HLS 150	Emergency Management (offered FALL only)	3
PSY 110 or SOC 110	General Psychology or Intro to Sociology	3
PED 118	Solutions in Fitness & Wellness	1
Spring Semester – 2nd Year		Total 4th Semester Credits 14
PMD 223 & Lab	Paramedic Trauma Care	4
PMD 224 & Lab	Paramedic Care of Medical Emergencies	4
Humanities Elective	Gen Ed approved Humanities Course	3
Social Science Elective	Social Science Course • Rec PSY 210*, BUS 215, or SOC 220	3
Summer Semester – 2nd Year		Total Summer Credits 3
PMD 225 & Lab	Paramedic Operations, Pediatric Emergencies, Integrated Care	3
	Total Credits	64

64 Credits Needed for Degree

Students are responsible for reviewing their Degree Works in MyCollege to verify graduation requirements. Run and review your Degree Works at least once a semester. If you have questions, contact your EMT/Paramedic advisor.

Students can only start paramedic (PMD) designated courses of study in the fall semesters.

All students planning to start paramedic (PMD) designated courses MUST hold a valid New York State (NYS) Emergency Medical Technician (EMT) certification and have done so for minimum of 3 months. Students must continue to possess a valid NYS EMT certification when enrolled in any PMD designated course.

NYS EMT certification is achievable via EMT 110 (8 credits), which is offered in the fall, spring and summer semesters.

This program follows the national standard curriculum determined by the National Highway Safety Traffic Administration, and requires a minimum of 600 classroom hours, 560 hospital clinical hours and 440 hours of ambulance ride time. Students are eligible to take the New York State Paramedic practical and written exams upon successful completion of all PMD courses (9) and Introduction to Anatomy and Physiology or Anatomy & Physiology I or II.

Prior to starting paramedic (PMD) courses, all students must meet with the EMT/Paramedic Program Director/advisor for specific information.

Social Science: Recommend PSY 210*, BUS 215, or SOC 220, or choose any Gen Ed Social Science approved course, or social science elective.

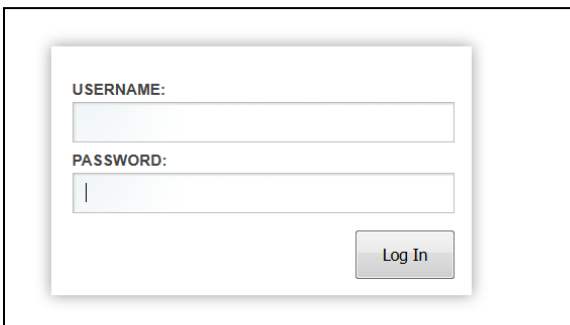
*PSY 110 is a pre-req for PSY 210. Must obtain permission from Chair of Psychology Department to use SOC 110 as pre-req for PSY 210 or other 200 level PSY courses, if PSY 110 not already completed.

Students who prefer less than the recommended courses each semester will need to consider taking courses during the summer and winter semesters in order to complete the program in 2 years.

How to Access Degree Works

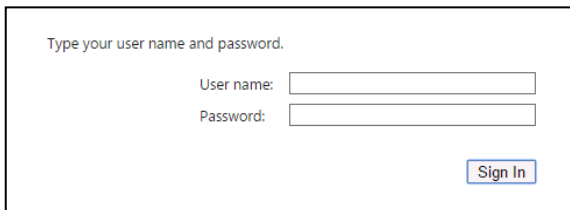
Degree Works is a comprehensive, easy-to-use, web-based tool designed to help students and advisors monitor progress towards program completion.

1. Log into MyCollege



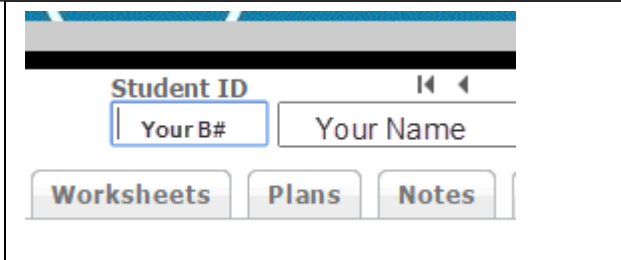
A login form with two input fields. The first is labeled 'USERNAME:' and the second is labeled 'PASSWORD:'. Below the password field is a 'Log In' button.

3. You may need to log in again.



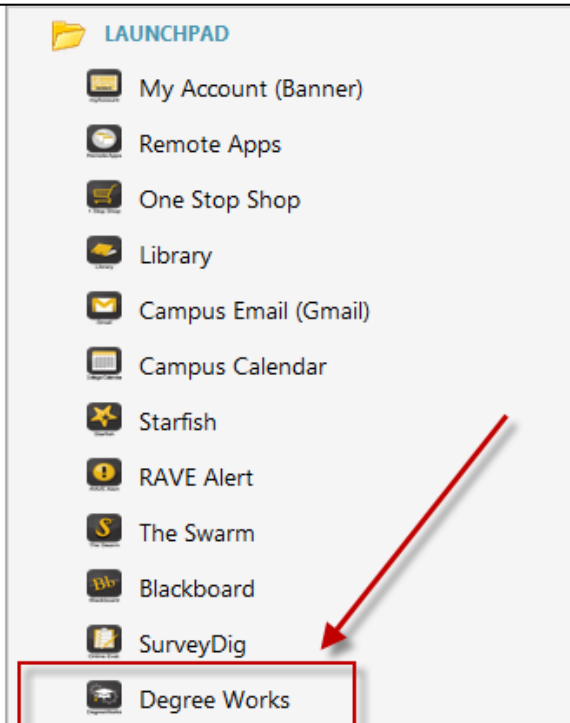
A secondary login form with the text 'Type your user name and password.' above two input fields labeled 'User name:' and 'Password:'. A 'Sign In' button is located at the bottom right.

4. View your Degree Works Report



A screenshot of the Degree Works interface. At the top, it says 'Student ID' with a search icon. Below that are two input fields: 'Your B#' and 'Your Name'. At the bottom, there are three buttons: 'Worksheets', 'Plans', and 'Notes'.

2. Click on Degree Works on the LAUNCHPAD.



For Help in reading your Degree Works Worksheet, click on the Help link at the top of screen and/or see your advisor:

