

# Broome - Violence Prevention (SVP) Campus Climate Survey - Student

Description:

Date Created: 3/3/2017 3:31:02 PM

Date Range: 3/20/2017 12:00:00 AM - 4/7/2017 11:59:00 PM

Total Respondents: 323

Q1. Do you currently live on or off campus?			
Count	Percent		
27	8.36%		On campus
286	88.54%		Off campus
10	3.10%		Not applicable, exclusive distance learner
323 Respondents			

Q2. What is your age group?			
Count	Percent		
173	53.56%		18 to 20
62	19.20%		21 to 24
47	14.55%		25 to 34
28	8.67%		35 to 44
11	3.41%		45 to 54
1	0.31%		55 and over
1	0.31%		Prefer not to respond
323 Respondents			

Q3. What level student are you this semester?			
Count	Percent		
307	95.34%		Undergraduate
15	4.66%		Graduate/Professional
322 Respondents			

Q4. Are you enrolled this semester as a full-time or part-time student?			
Count	Percent		
216	80.00%		Full time
54	20.00%		Part time
270 Respondents			

Q5. Including this current year, how many years have you been enrolled at this institution?			
Count	Percent		
140	51.66%		1st Year
75	27.68%		2nd Year
35	12.92%		3rd Year
13	4.80%		4th Year
8	2.95%		5th+ Year
271 Respondents			

Q6. My campus has policies and procedures specifically addressing sexual assault.

Count	Percent		
187	65.85%		Yes
1	0.35%		No
96	33.80%		Not sure
284	Respondents		

Q7. Have you received written (e.g., brochures, emails) and/or verbal information (e.g., presentations, training) from anyone at your campus about the following? (Check all that apply)

Count	Respondent %	Response %	
104	37.14%	15.64%	The definition of sexual assault
100	35.71%	15.04%	How to report a sexual assault
103	36.79%	15.49%	Where to go to get help if you or someone you know is sexually assaulted
110	39.29%	16.54%	To whom you can speak confidentially about a sexual assault
105	37.50%	15.79%	Policies prohibiting sexual assault
143	51.07%	21.50%	To my knowledge, I have not received information regarding any of the above.
280	Respondents		
665	Responses		




Q8. Which of the following incidents do you know how to report to the college? (Check all that apply)

Count	Respondent %	Response %	
135	47.70%	18.19%	Sexual assault
136	48.06%	18.33%	Sexual harassment
112	39.58%	15.09%	Domestic violence
105	37.10%	14.15%	Dating violence
119	42.05%	16.04%	Stalking
135	47.70%	18.19%	I do not know how to report any of the above.
283	Respondents		
742	Responses		




Q9. SUNY's definition of affirmative consent includes the following: "Affirmative consent is a knowing, voluntary, and mutual decision among all participants to engage in sexual activity. Consent can be given by words or actions, as long as those words or actions create clear permission regarding willingness to engage in the sexual activity. Silence or lack of resistance, in and of itself, does not demonstrate consent. The definition of consent does not vary based upon a participant's sex, sexual orientation, gender identity, or gender expression." Consent to any sexual act or prior consensual sexual activity between or with any party does not necessarily constitute consent to any other sexual act. Consent is required regardless of whether the person initiating the act is under the influence of drugs and/or alcohol. Consent may be initially given but withdrawn at any time. Consent cannot be given when a person is incapacitated, which occurs when an individual lacks the ability to knowingly choose to participate in sexual activity. Incapacitation may be caused by the lack of consciousness or being asleep, being involuntarily restrained, or if an individual otherwise cannot consent. Depending on the degree of intoxication, someone who is under the influence of alcohol, drugs, or other intoxicants may be incapacitated and therefore unable to consent. Consent cannot be given when it is the result of any coercion, intimidation, force, or threat of harm. When consent is withdrawn or can no longer be given, sexual activity must stop. Were you aware of this definition before this survey?

Count	Percent		
197	69.61%		Yes
52	18.37%		No
34	12.01%		Not sure
283	Respondents		




**Q10. Can someone who is incapacitated provide consent?**

Count	Percent		
8	2.82%		Yes
244	85.92%		No
32	11.27%		Not sure
284	Respondents		









**Q11. Difference between college disciplinary process and criminal justice system: There are significant differences between the college disciplinary process and the criminal justice system because they have different, important goals. In the criminal justice system, prosecutors pursue cases when they believe there is sufficient evidence to prove, beyond a reasonable doubt, that an individual has committed a criminal act. A person who is convicted of a crime will face criminal penalties, such as incarceration, probation, or the imposition of a fine. The college disciplinary process seeks to determine whether an individual has violated college policy. In this process, a preponderance of the evidence standard of proof is used to determine responsibility. A person who is found to have violated college policy may be suspended, expelled or otherwise restricted from full participation in the college community. The definition of consent described above (Affirmative Consent) is different from the Penal Law definition. Were you aware of this difference before this survey?**

Count	Percent		
112	48.48%		Yes
90	38.96%		No
29	12.55%		Not sure
231	Respondents		

**Q12. SUNY has a policy for alcohol and/or drug use amnesty in reporting sexual violence cases. The health and safety of every student at the State University of New York and its State-operated and community colleges is of utmost importance. SUNY Broome Community College recognizes that students who have been drinking and/or using drugs (whether such use is voluntary or involuntary) at the time that violence, including but not limited to domestic violence, dating violence, stalking, or sexual assault occurs may be hesitant to report such incidents due to fear of potential consequences for their own conduct. SUNY Broome Community College strongly encourages students to report incidents of domestic violence, dating violence, stalking, or sexual assault to institution officials. A bystander acting in good faith or a reporting individual acting in good faith that discloses any incident of domestic violence, dating violence, stalking, or sexual assault to SUNY Broome Community College officials or law enforcement will not be subject to SUNY Broome's code of conduct action for violations of alcohol and/or drug use policies occurring at or near the time of the commission of the domestic violence, dating violence, stalking, or sexual assault. Were you aware of this policy before this survey?**

Count	Percent		
104	45.22%		Yes
96	41.74%		No
30	13.04%		Not sure
230	Respondents		

**Q13. To whom can a victim/survivor or witness formally disclose a sexual assault on campus? (Check all that apply)**

Count	Respondent %	Response %	
118	51.53%	11.73%	 Title IX Coordinator(s)
168	73.36%	16.70%	 Public Safety
165	72.05%	16.40%	 Counseling Services
127	55.46%	12.62%	 Dean of Students
121	52.84%	12.03%	 Housing Director
129	56.33%	12.82%	 Health Services
125	54.59%	12.43%	 Human Resources/Affirmative Action
53	23.14%	5.27%	 I don't know
229	Respondents		
1006	Responses		

**Q14. Which are the roles of a Title IX Coordinator in regards to sex discrimination/sexual assault/sexual misconduct? (Check all that apply)**

Count	Respondent %	Response %		
83	36.40%	18.28%		Receiving reports
79	34.65%	17.40%		Coordinating campus response
79	34.65%	17.40%		Ensuring training/education is provided to the campus community
80	35.09%	17.62%		Providing reporting individuals with accommodations and services during an investigation
133	58.33%	29.30%		Not sure
228	Respondents			
454	Responses			

**Q15. Do you know how to find the Title IX Coordinator?**

Count	Percent		
35	17.86%		Yes
139	70.92%		No
22	11.22%		Not sure
196	Respondents		




**Q16. Availability of Sexual and Interpersonal Violence Resources Please indicate your awareness of the following on-campus and community resources: (Check all resources of which you are aware)**

Count	Respondent %	Response %		
104	53.89%	9.34%		Dean of Students
81	41.97%	7.27%		Title IX Coordinator
154	79.79%	13.82%		Public Safety
132	68.39%	11.85%		Counseling Services
117	60.62%	10.50%		Health Services
80	41.45%	7.18%		Housing Office
96	49.74%	8.62%		Human Resources
136	70.47%	12.21%		Local police/sheriff
66	34.20%	5.92%		Local crisis and advocacy center
121	62.69%	10.86%		Local health services (including hospitals)
27	13.99%	2.42%		None of the above
193	Respondents			
1114	Responses			

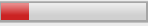


**Q17. During the last year, have you experienced unwanted sexual comments, sexual slurs, or demeaning jokes?**

Count	Percent		
49	26.34%		Yes
132	70.97%		No
5	2.69%		Prefer not to respond
186	Respondents		




Q18. During the last year, are you aware of someone viewing your sexual activity or nakedness without your consent, or taking pictures or recordings without your consent?

Count	Percent		
4	2.15%		Yes
178	95.70%		No
4	2.15%		Prefer not to respond
186	Respondents		




Q19. During the last year, have you received unwanted sexually suggestive digital communications, either words or images or both, including emails, texts, social media communications, or in letters or other written communications?

Count	Percent		
36	19.25%		Yes
145	77.54%		No
6	3.21%		Prefer not to respond
187	Respondents		




Q20. During the last year, has someone fondled, kissed, or rubbed up against the private areas of your body even though you did not give consent for that activity?Attempted:

Count	Percent		
21	11.23%		Yes
163	87.17%		No
3	1.60%		Prefer not to respond
187	Respondents		




Q21. During the last year, has someone fondled, kissed, or rubbed up against the private areas of your body even though you did not give consent for that activity?Completed:

Count	Percent		
10	5.38%		Yes
170	91.40%		No
6	3.23%		Prefer not to respond
186	Respondents		




Q22. During the last year, has someone removed some of your clothes even though you did not give consent for that activity?Attempted:

Count	Percent		
5	2.69%		Yes
178	95.70%		No
3	1.61%		Prefer not to respond
186	Respondents		




Q23. During the last year, has someone removed some of your clothes even though you did not give consent for that activity?Completed:

Count	Percent		
2	1.08%		Yes
181	97.31%		No
3	1.61%		Prefer not to respond
186	Respondents		




Q24. During the last year, has someone performed oral sex on you or forced you to perform oral sex even though you did not give consent for that activity? Attempted:

Count	Percent		
3	1.62%		Yes
180	97.30%		No
2	1.08%		Prefer not to respond
185	Respondents		




Q25. During the last year, has someone performed oral sex on you or forced you to perform oral sex even though you did not give consent for that activity? Completed:

Count	Percent		
2	1.08%		Yes
181	97.84%		No
2	1.08%		Prefer not to respond
185	Respondents		

Q26. During the last year, has someone sexually penetrated you (that is, someone put a penis or inserted fingers or objects into your vagina or anus) even though you did not give consent for that activity? Attempted:

Count	Percent		
2	1.08%		Yes
181	97.84%		No
2	1.08%		Prefer not to respond
185	Respondents		

Q27. During the last year, has someone sexually penetrated you (that is, someone put a penis or inserted fingers or objects into your vagina or anus) even though you did not give consent for that activity? Completed:

Count	Percent		
3	1.60%		Yes
182	97.33%		No
2	1.07%		Prefer not to respond
187	Respondents		

Q28. For the most recent incident, did you know the person?

Count	Percent		
29	48.33%		Yes
25	41.67%		No
6	10.00%		Not sure
60	Respondents		

Q29. For the most recent incident, was the person affiliated with the campus community?

Count	Percent		
14	23.33%		Yes
34	56.67%		No
12	20.00%		Not sure
60	Respondents		

Q30. Did you tell anyone about the most recent incident?

Count	Percent		
16	27.12%		Yes
36	61.02%		No
7	11.86%		Prefer not to respond
59 Respondents			

Q31. For the most recent incident, how would you best describe your relationship to the person(s) at the time of the incident? (Check all that apply)

Count	Respondent %	Response %	
1	3.03%	2.50%	Stranger
6	18.18%	15.00%	No prior relationship, but someone known to me (acquaintance)
5	15.15%	12.50%	Non-romantic friend
1	3.03%	2.50%	Family member
5	15.15%	12.50%	Coworker/Employer/Supervisor
1	3.03%	2.50%	College Professor/Instructor
0	0.00%	0.00%	Other college staff
6	18.18%	15.00%	Other college student
3	9.09%	7.50%	Casual or first date
2	6.06%	5.00%	Current romantic partner, including spouse
3	9.09%	7.50%	Ex-romantic partner, including former spouse
1	3.03%	2.50%	Other
3	9.09%	7.50%	Unsure
3	9.09%	7.50%	Prefer not to respond
33 Respondents			
40 Responses			

Q32. Who did you tell about the most recent incident? (Check all that apply)

Count	Respondent %	Response %		
1	6.25%	3.03%		Roommate or housemate
11	68.75%	33.33%		Friend
5	31.25%	15.15%		Romantic partner
6	37.50%	18.18%		Parent or guardian
3	18.75%	9.09%		Other family member
1	6.25%	3.03%		Peer advisor/educator
1	6.25%	3.03%		Title IX Coordinator
1	6.25%	3.03%		Campus counselor/counseling service
0	0.00%	0.00%		Violence prevention staff
0	0.00%	0.00%		Campus Advocacy Center staff
1	6.25%	3.03%		Private, off campus counselor
1	6.25%	3.03%		Faculty, administrator, staff
1	6.25%	3.03%		Public Safety
0	0.00%	0.00%		Local police/law enforcement
0	0.00%	0.00%		Local or national sexual assault hotline
0	0.00%	0.00%		Pastor, Minister, Rabbi, Imam, or other clergy
0	0.00%	0.00%		On-campus health services/medical staff
0	0.00%	0.00%		Health educator
1	6.25%	3.03%		Off campus health service, hospital, etc.
0	0.00%	0.00%		Other
0	0.00%	0.00%		Prefer not to respond
16 Respondents				
33 Responses				

Q33. Did you use your campus's formal procedures to report the incident(s)?

Count	Percent		
0	0.00%		Yes
14	93.33%		No
1	6.67%		Not sure
15 Respondents			



Q34. It is common to have mixed feelings when deciding whether or not to share your experience with someone else. Did any of the following thoughts or concerns cross your mind when you decided not to report or otherwise share your experience? (Check all that apply)

Count	Respondent %	Response %		
11	31.43%	10.89%		I did not recognize it as a sexual assault at the time.
2	5.71%	1.98%		I was afraid I might be punished for other things I was doing at the time (e.g., drinking underage, using drugs, etc.).
4	11.43%	3.96%		I was concerned that others would find out (e.g., friends, faculty, family, etc.).
2	5.71%	1.98%		I was worried that if I told someone at my campus, the administration would take action on their own without my permission.
14	40.00%	13.86%		I did not think it was important enough.
7	20.00%	6.93%		I worried that it was partly my fault.
8	22.86%	7.92%		I was ashamed or embarrassed.
3	8.57%	2.97%		I did not think I would be believed.
7	20.00%	6.93%		I thought I would be blamed for what happened.
4	11.43%	3.96%		I feared the person who did it would try to hurt me again in some way.
1	2.86%	0.99%		I did not know the reporting procedure on campus.
5	14.29%	4.95%		I did not trust the campus to take appropriate action.
4	11.43%	3.96%		I did not trust the police to take appropriate action.
1	2.86%	0.99%		Someone told me not to report.
17	48.57%	16.83%		I just did not want to deal with it.
9	25.71%	8.91%		None of the above
2	5.71%	1.98%		Prefer not to respond
35	Respondents			
101	Responses			

Q35. In the past year, has a casual, steady, or serious dating or other intimate partner done any of the following to you? (Check all that apply)				
Count	Respondent %	Response %		
13	7.34%	5.75%		Was very angry towards you such that you felt threatened or genuinely fearful
10	5.65%	4.42%		Called you derogatory names (e.g. fat, stupid, ugly, etc.)
13	7.34%	5.75%		Did not want you to see, talk to, or spend time with others (e.g., family, friends, etc.)
14	7.91%	6.19%		Forced, or tried to force, making decisions for you that should have been your own to make (e.g., what to wear, food to eat or not eat, acceptable friends, etc.)
3	1.69%	1.33%		Scratched, slapped, hit, bit, kicked or was otherwise physically abusive
7	3.95%	3.10%		Took control of your phone or other electronic communication device(s) to isolate, control, or otherwise punish you
9	5.08%	3.98%		Kept in-depth, unwanted, or invasive track of you and your life (e.g., activities, locations, etc.)
1	0.56%	0.44%		Choked or tried to choke you; assaulted, or tried to assault, or threatened to assault you with a knife, gun, etc.
1	0.56%	0.44%		Made other threats of physical harm
1	0.56%	0.44%		Threatened to out you in one or more ways (e.g., sexual orientation, undocumented status, medical condition(s), etc.) to your family, friends, others
1	0.56%	0.44%		Threatened to share intimate videos or allow others to observe intimate videos
0	0.00%	0.00%		Threatened to hurt you or your friends
4	2.26%	1.77%		Threatened to hurt themselves, or commit suicide, in order to influence you
142	80.23%	62.83%		None of the above
7	3.95%	3.10%		Prefer not to respond
177	Respondents			
226	Responses			

Q36. Did you tell anyone about the most recent incident?			
Count	Percent		
4	14.29%		Yes
22	78.57%		No
2	7.14%		Prefer not to respond
28	Respondents		

Q37. Who did you tell? (Check all that apply)				
Count	Respondent %	Response %		
0	0.00%	0.00%	<input type="checkbox"/>	Roommate or housemate
4	100.00%	50.00%	<input checked="" type="checkbox"/>	Friend
1	25.00%	12.50%	<input type="checkbox"/>	Romantic partner
3	75.00%	37.50%	<input checked="" type="checkbox"/>	Parent or guardian
0	0.00%	0.00%	<input type="checkbox"/>	Other family member
0	0.00%	0.00%	<input type="checkbox"/>	Peer advisor/educator
0	0.00%	0.00%	<input type="checkbox"/>	Title IX Coordinator
0	0.00%	0.00%	<input type="checkbox"/>	Campus counselor/counseling service
0	0.00%	0.00%	<input type="checkbox"/>	Violence prevention staff
0	0.00%	0.00%	<input type="checkbox"/>	Campus Advocacy Center staff
0	0.00%	0.00%	<input type="checkbox"/>	Private, off campus counselor
0	0.00%	0.00%	<input type="checkbox"/>	Faculty, administrator, staff
0	0.00%	0.00%	<input type="checkbox"/>	Public Safety
0	0.00%	0.00%	<input type="checkbox"/>	Local police/law enforcement
0	0.00%	0.00%	<input type="checkbox"/>	Local or national sexual assault hotline
0	0.00%	0.00%	<input type="checkbox"/>	Pastor, Minister, Rabbi, Imam, or other clergy
0	0.00%	0.00%	<input type="checkbox"/>	On-campus health services/medical staff
0	0.00%	0.00%	<input type="checkbox"/>	Health educator
0	0.00%	0.00%	<input type="checkbox"/>	Off campus health service, hospital, etc.
0	0.00%	0.00%	<input type="checkbox"/>	Other
0	0.00%	0.00%	<input type="checkbox"/>	Prefer not to respond
4 Respondents				
8 Responses				

Q38. Did you use your campus's formal procedures to report the incident(s)?			
Count	Percent		
0	0.00%	<input type="checkbox"/>	Yes
4	100.00%	<input checked="" type="checkbox"/>	No
0	0.00%	<input type="checkbox"/>	Not sure
4 Respondents			

Q39. It is common to have mixed feelings when deciding whether or not to share your experience with someone else. Did any of the following thoughts or concerns cross your mind when you decided not to report or otherwise share your experience? (Check all that apply)

Count	Respondent %	Response %		
6	27.27%	9.84%		I did not recognize it as dating violence at the time.
0	0.00%	0.00%		I was afraid I might be punished for other things I was doing at the time (e.g., drinking underage, using drugs, etc.).
2	9.09%	3.28%		I was concerned that others would find out (e.g., friends, faculty, family, etc.).
3	13.64%	4.92%		I was worried that if I told someone at my campus, the administration would take action on their own without my permission.
7	31.82%	11.48%		I did not think it was important enough.
6	27.27%	9.84%		I worried that it was partly my fault.
5	22.73%	8.20%		I was ashamed or embarrassed.
2	9.09%	3.28%		I did not think I would be believed.
2	9.09%	3.28%		I thought I would be blamed for what happened.
3	13.64%	4.92%		I feared the person who did it would try to hurt me again in some way.
2	9.09%	3.28%		I did not know the reporting procedure on campus.
3	13.64%	4.92%		I did not trust the campus to take appropriate action.
4	18.18%	6.56%		I did not trust Public Safety to take appropriate action.
0	0.00%	0.00%		Someone told me not to report.
11	50.00%	18.03%		I just did not want to deal with it.
4	18.18%	6.56%		None of the above
1	4.55%	1.64%		Prefer not to respond
22	Respondents			
61	Responses			

Q40. In the past year, has anyone- from a stranger to a friend or current or ex-partner- repeatedly followed you, watched you, texted, called, written, e-mailed, or communicated with you in ways that seemed obsessive and made you afraid or concerned for your safety?

Count	Percent		
20	11.11%		Yes
151	83.89%		No
9	5.00%		Prefer not to respond
180	Respondents		

Q41. What was your relationship to the person(s) at the time of the incident? (Check all that apply)

Count	Respondent %	Response %		
4	20.00%	14.81%		Stranger
3	15.00%	11.11%		No prior relationship, but someone known to me (acquaintance)
1	5.00%	3.70%		Non-romantic friend
1	5.00%	3.70%		Family member
2	10.00%	7.41%		Coworker/Employer/Supervisor
0	0.00%	0.00%		Mentor
0	0.00%	0.00%		Professor
0	0.00%	0.00%		Administrator or staff
0	0.00%	0.00%		Athletic team member
1	5.00%	3.70%		Member of a campus club or organization
0	0.00%	0.00%		Member of student government
0	0.00%	0.00%		Member of a band, concert group, or other performing arts ensemble
10	50.00%	37.04%		At the time, was a former dating partner, sexual partner, or spouse
2	10.00%	7.41%		At the time was a current dating partner, sexual partner, or spouse
1	5.00%	3.70%		Unsure
2	10.00%	7.41%		Other
0	0.00%	0.00%		Prefer not to respond
20 Respondents				
27 Responses				

Q42. Did you tell anyone about the most recent incident?

Count	Percent		
12	63.16%		Yes
6	31.58%		No
1	5.26%		Prefer not to respond
19 Respondents			

Q43. Who did you tell about this incident where you felt afraid or concerned for your safety? (Check all that apply)

Count	Respondent %	Response %		
2	16.67%	6.90%		Roommate or housemate
10	83.33%	34.48%		Friend
6	50.00%	20.69%		Romantic partner
6	50.00%	20.69%		Parent or guardian
2	16.67%	6.90%		Other family member
0	0.00%	0.00%		Peer advisor/educator
0	0.00%	0.00%		Title IX Coordinator
0	0.00%	0.00%		Campus counselor/counseling service
0	0.00%	0.00%		Violence prevention staff
0	0.00%	0.00%		Campus Advocacy Center staff
0	0.00%	0.00%		Private, off campus counselor
0	0.00%	0.00%		Faculty, administrator, staff
0	0.00%	0.00%		Public Safety
2	16.67%	6.90%		Local police/law enforcement
0	0.00%	0.00%		Local or national sexual assault hotline
0	0.00%	0.00%		Pastor, Minister, Rabbi, Imam, or other clergy
0	0.00%	0.00%		On-campus health services/medical staff
0	0.00%	0.00%		Health educator
0	0.00%	0.00%		Off campus health service, hospital, etc.
1	8.33%	3.45%		Other
0	0.00%	0.00%		Prefer not to respond
12 Respondents				
29 Responses				

Q44. Did you use your campus's formal procedures to report the incident(s)?

Count	Percent		
0	0.00%		Yes
12	100.00%		No
0	0.00%		Not sure
12 Respondents			

Q45. It is common to have mixed feelings when deciding whether or not to share your experience with someone else. Did any of the following thoughts or concerns cross your mind when you decided not to report or otherwise share your experience? (Check all that apply)

Count	Respondent %	Response %		
3	60.00%	30.00%		I did not recognize it as stalking at the time.
0	0.00%	0.00%		I was afraid I might be punished for other things I was doing at the time (e.g., drinking underage, using drugs, etc.).
1	20.00%	10.00%		I was concerned that others would find out (e.g., friends, faculty, family, etc.).
0	0.00%	0.00%		I was worried that if I told someone at my campus, the administration would take action on their own without my permission.
2	40.00%	20.00%		I did not think it was important enough.
1	20.00%	10.00%		I worried that it was partly my fault.
0	0.00%	0.00%		I was ashamed or embarrassed.
0	0.00%	0.00%		I did not think I would be believed.
0	0.00%	0.00%		I thought I would be blamed for what happened.
1	20.00%	10.00%		I feared the person who did it would try to hurt me again in some way.
0	0.00%	0.00%		I did not know the reporting procedure on campus.
0	0.00%	0.00%		I did not trust the campus to take appropriate action.
0	0.00%	0.00%		I did not trust Public Safety to take appropriate action.
0	0.00%	0.00%		Someone told me not to report.
2	40.00%	20.00%		I just did not want to deal with it.
0	0.00%	0.00%		None of the above
0	0.00%	0.00%		Prefer not to respond
5 Respondents				
10 Responses				

Q46. Have any of the incidents disclosed in this survey caused you to modify your education plans?

Count	Respondent %	Response %		
66	89.19%	88.00%		No
3	4.05%	4.00%		Yes, transfer
1	1.35%	1.33%		Yes, leave school
0	0.00%	0.00%		Yes, change academic program
2	2.70%	2.67%		Yes, change academic schedule and/or housing
0	0.00%	0.00%		Yes, other
3	4.05%	4.00%		Prefer not to respond
74 Respondents				
75 Responses				

Q47. Please consider the following behaviors. Indicate how likely or unlikely you think a fellow student is to do the following: - Express their discomfort if someone makes a joke about a person's body.

Count	Percent		
21	11.93%		Very likely
49	27.84%		Likely
52	29.55%		Unlikely
29	16.48%		Very unlikely
25	14.20%		Don't know
176 Respondents			

Q48. Please consider the following behaviors. Indicate how likely or unlikely you think a fellow student is to do the following: - Call for help (e.g. call 911) if they hear a neighbor yelling "help."

Count	Percent		
49	28.32%		Very likely
59	34.10%		Likely
36	20.81%		Unlikely
7	4.05%		Very unlikely
22	12.72%		Don't know
173	Respondents		

Q49. Please consider the following behaviors. Indicate how likely or unlikely you think a fellow student is to do the following: - Get help and resources for a friend who tells them that they have been assaulted.

Count	Percent		
63	36.21%		Very likely
65	37.36%		Likely
24	13.79%		Unlikely
4	2.30%		Very unlikely
18	10.34%		Don't know
174	Respondents		

Q50. Please consider the following behaviors. Indicate how likely or unlikely you think a fellow student is to do the following: - Confront a friend who tells them that they had sex with someone who was passed out or who didn't give consent.

Count	Percent		
43	24.57%		Very likely
40	22.86%		Likely
46	26.29%		Unlikely
19	10.86%		Very unlikely
27	15.43%		Don't know
175	Respondents		

Q51. Please consider the following behaviors. Indicate how likely or unlikely you think a fellow student is to do the following: - Do something to help a very drunk person who is being brought upstairs by a group of people at a party.

Count	Percent		
42	24.28%		Very likely
61	35.26%		Likely
28	16.18%		Unlikely
12	6.94%		Very unlikely
30	17.34%		Don't know
173	Respondents		



Q52. Please consider the following behaviors. Indicate how likely or unlikely you think a fellow student is to do the following: - Tell an RA or other campus authority about information they have that might help in a sexual assault case even if pressured by their friends to stay silent.

Count	Percent		
35	19.89%		Very likely
49	27.84%		Likely
49	27.84%		Unlikely
10	5.68%		Very unlikely
33	18.75%		Don't know
176	Respondents		

Q53. Which of the following was true for when you first entered this college?

Count	Percent		
145	82.39%		This was the first college I have attended
15	8.52%		Transferred from a 2-year college
16	9.09%		Transferred from a 4-year college
176	Respondents		

Q54. Please indicate your permanent residency:

Count	Percent		
169	94.94%		New York State
6	3.37%		Other US state besides New York
3	1.69%		International
178	Respondents		

Q55. What is your race/ethnicity (as you define it)? (Check all that apply)

Count	Respondent %	Response %	
5	2.81%	2.54%	American Indian or Alaska Native
8	4.49%	4.06%	Asian or Asian American
14	7.87%	7.11%	Black or African American
8	4.49%	4.06%	Hispanic or Latino/a
0	0.00%	0.00%	Native Hawaiian or Other Pacific Islander
153	85.96%	77.66%	White
9	5.06%	4.57%	Prefer not to respond
178	Respondents		
197	Responses		

Q56. What is your gender identity?

Count	Percent		
45	25.28%		Man
119	66.85%		Woman
1	0.56%		Trans man
2	1.12%		Trans woman
3	1.69%		Genderqueer/Gender-fluid
2	1.12%		Questioning or unsure
0	0.00%		A gender identity not listed
6	3.37%		Prefer not to respond
178	Respondents		

Q57. Which of the following best describes your sexual orientation?

Count	Percent		
127	71.35%		Heterosexual
4	2.25%		Gay
4	2.25%		Lesbian
18	10.11%		Bisexual
1	0.56%		Asexual
6	3.37%		Pansexual
3	1.69%		Queer
3	1.69%		Questioning or unsure
4	2.25%		An orientation not listed
8	4.49%		Prefer not to respond
178 Respondents			

Q58. Check all that describe you:

Count	Respondent %	Response %	
6	3.55%	3.37%	Athletic team member - varsity
5	2.96%	2.81%	Athletic team member -club sports or intramural
5	2.96%	2.81%	Fraternity, sorority, or other Greek letter organization member
26	15.38%	14.61%	First in family to go to college
14	8.28%	7.87%	Individual with a disability
0	0.00%	0.00%	Current active duty military
1	0.59%	0.56%	Military Veteran
121	71.60%	67.98%	None of the above
169 Respondents			
178 Responses			