

Fire Protection Technology Planning Sheet

FS – AAS in Fire Protection Technology

Minimum 60.5 Credits Needed for Degree

		Credits	Completed	Plan
Courses Required 1st Semester Per Placement Assessment – consult with advisor				
LTR 092 Academic Literacy		4		
MATH Sequence:		4		
Recommended 1st Semester (total 13 credits):				
FRS Elective	Choose from list on right.	3		
FRS Elective	Choose from list on right.	3		
ENG 110	College Writing I	3		
PED 118	Physical Education	1		
PSY 110 or SOC 110	General Psychology or Intro to Sociology	3		
Recommended 2nd Semester (total 16.5 – 17.5 credits)				
FRS Elective	Recommend FRS200w Hazardous Materials (offered SPRING only)	3		
FRS Elective	Choose from list on right.	3		
Math	BUS 115, MAT 109, MAT 113 or higher	3-4		
History Elective	Choose from: HIS 103, 104, 116, 117, 130 or 131	3		
ENG 111	College Writing II	3		
PED 119	Physical Education	1.5		
Recommended 3rd Semester (total 16 credits):				
FRS Elective	HLS 150w Emergency Management recommended (offered FALL only)	3		
FRS Elective	Choose from list on right.	3		
FRS Elective	Choose from list on right.	3		
Natural Lab Science	Choose from list on right (CHM 125 Recommended)	4		
Technology Elective	BIT 207 Recommended	3		
Recommended 4th Semester (total 15 – 16 credits):				
FRS Elective	Choose from list on right.	3		
FRS Elective	Choose from list on right.	3		
FRS Elective	Choose from list on right.	3		
Social Science	Choose from list on right.	3		
Hum/Foreign Language/Arts	Choose from list on right.	3-4		

Students are responsible for reviewing their Degree Works in MyCollege to verify graduation requirements. Run and review your Degree Works at least once a semester. If you have questions, contact your CJES advisor.

FRS Electives: Take all FRS courses as offered - not all are offered every semester. Students can also choose any Homeland Security (HLS) course (HLS 150w, 205, 207 recommended) and EMT 110 Basic Emergency Medical Technician (8 credits). *EMT 110 requires mandatory Saturday classes and is available during the summer semester.*

For additional acceptable electives and/or special offerings, see your CJES advisor.

ENG 110 or 110S: based on placement. Students who test into ENG 110S should take in place of ENG 110.

Physical Ed – PED 118 and PED 119 required.

Natural Lab Science: Recommend CHM 125, CHM 121, EAS 123, ANT 113, BIO 155, CHM 290, or choose any Gen Ed approved course (4 credits) by searching the Gen Ed Natural Sciences **Attribute Type** on course schedule search.

Technology Elective: BIT 207 recommended or any other Business Information Technology (BIT) course for a total of 3 credits.

Social Science: Recommend CRJ246, CRJ 245w, PSY255*, BUS 215, SOC 110 (in addition to PSY 110), approved social science elective or choose from the Gen Ed Social Science **Attribute Type** on course schedule search.

*PSY 110 is a pre-req for PSY 255. Must obtain permission from Chair of Psychology Department to use SOC 110 as pre-req for PSY 255.

Humanities, Foreign Language, Arts: Choose any Gen Ed approved course in these areas by selecting the appropriate **Attribute Type** on course schedule search.

Courses with “W” are writing emphasis courses and are taken after passing ENG 110. **STUDENTS ARE REQUIRED TO COMPLETE TWO (2) “W” COURSES (FRS 200w & HLS 150w recommended).**

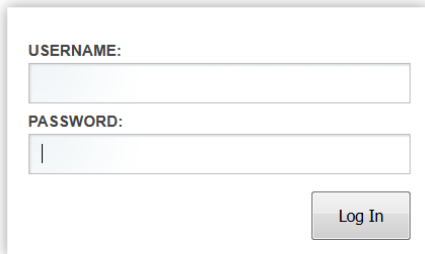
Contact the Chairperson of the CJES Department if you hold a valid NYS certification for Firefighter I, Firefighter II, and/or EMT Basic.

Students who prefer a fulltime schedule of 4 courses (12 credits) each semester, should consider taking courses during the summer and winter semesters to complete the program in 2 years.

How to Access Degree Works

Degree Works is a comprehensive, easy-to-use, web-based tool designed to help students and advisors monitor progress towards program completion.

1. Log into MyCollege

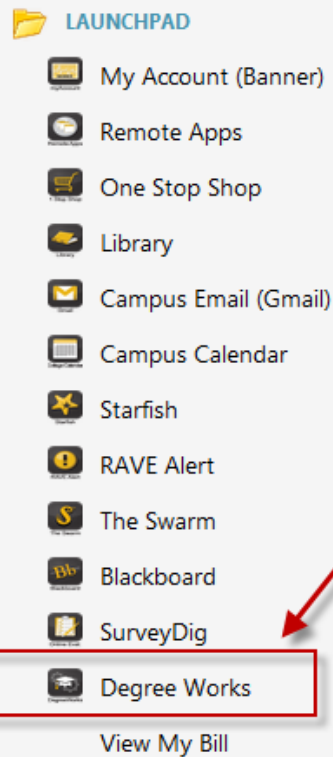


USERNAME:

PASSWORD:

[Username/Password Look-Up](#)

2. Click on Degree Works on the LAUNCHPAD.



3. You may need to log in again.

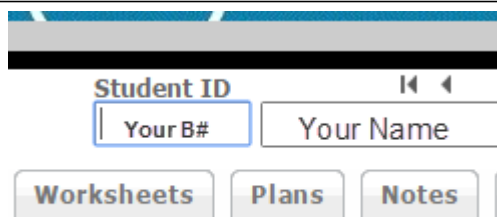
Type your user name and password.

User name:

Password:

4. View your Degree Works

Report



Student ID

For Help in reading your Degree Works Worksheet, click on the Help link at the top of screen and/or see your advisor:

