

# Emergency Medical Technology/Paramedic Planning Sheet

EMT/PMD – AAS in Emergency Medical Technology

64 Credits Needed for Degree

Fall Semester – 1st Year			Plan
PMD 211 & Lab	Foundations in Advanced Pre-hospital Care	3	
PMD 212 & Lab	Advanced Pre-hospital Care of Cardiovascular & Special Population Patients	3	
BIO 131	Human Biology I	4	
ENG 110	College Writing I	3	
MATH Elective	MAT 109, MAT 113 or higher, or BUS 115	3	
	<b>Total Credits</b>	<b>16</b>	
Spring Semester – 1st Year			
PMD 213 & Lab	Advanced Pre-hospital Trauma Care	3	
PMD 214 & Lab	Advanced Pre-Hospital Care of Medical Emergencies	3	
BIO 132	Human Biology II	4	
FRS 200w	Hazardous Materials (offered SPRING only)	3	
HST 210	Pharmacology	3	
	<b>Total Credits</b>	<b>16</b>	
Fall Semester – 2nd Year			
PMD 221 & Lab	Paramedic Foundations and Comprehensive Physical Exam	4	
PMD 222 & Lab	Paramedic Care of Cardiovascular & Special Patient Populations	4	
HLS 150w	Emergency Management (offered FALL only)	3	
PSY 110 or SOC 110	General Psychology or Intro to Sociology	3	
PED 118	Physical Education	1	
	<b>Total Credits</b>	<b>15</b>	
Spring Semester – 2nd Year			
PMD 223 & Lab	Paramedic Trauma Care	4	
PMD 224 & Lab	Paramedic Care of Medical Emergencies	4	
Humanities Elective	Humanities (any Gen Ed Humanities)	3	
Social Science Elective	Social Science Elective Prefer PSY 210 - Human Development	3	
	<b>Total Credits</b>	<b>14</b>	
Summer Semester – 2nd Year			
PMD 225	Paramedic Operations, Pediatric Emergencies, Integrated Care	3	
	<b>Total Credits</b>	<b>64</b>	

Students are responsible for reviewing their Degree Works in MyCollege to verify graduation requirements. Run and review your Degree Works at least once a semester. If you have questions, contact your EMT/Paramedic advisor.

All substitutions must be approved in advance by the Chair of Criminal Justice & Emergency Services.

Students can only start paramedic (PMD) designated courses of study in the fall semesters.

All students planning to start paramedic (PMD) designated courses MUST hold a valid New York State Emergency Medical Technician (EMT) certification and have done so for minimum of 3 months.

NYS EMT certification is achievable via EMT 110 (8 credits), which is offered in the fall, spring and summer semesters.

All students must possess a valid New York State Emergency Medical Technician (EMT) certification when enrolled in any paramedic (PMD) designated course.

Eligibility to take the New York State Paramedic practical and written examinations is achieved after successfully completing all nine (9) paramedic (PMD) courses, and human anatomy and physiology, or with departmental permission.

Prior to starting paramedic (PMD) courses, all students must meet with the EMT/Paramedic Program Director/advisor for specific information.

**Social Science:** Recommend PSY 210, approved social science elective or choose from the Gen Ed Social Science **Attribute Type** on course schedule search.

\*PSY 110 is a pre-req for PSY 210. Must obtain permission from Chair of Psychology Department to use SOC 110 as pre-req for PSY 210.

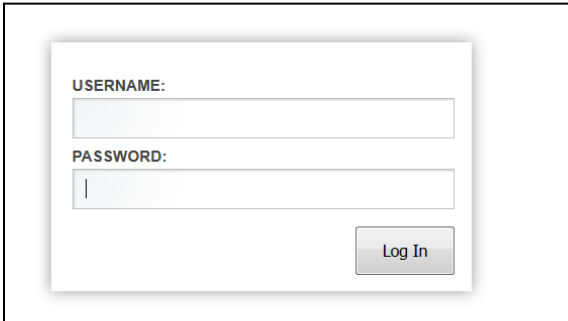
**Humanities:** Choose any Gen Ed approved course in these areas by selecting the appropriate **Attribute Type** (Gen Ed Humanities) on course schedule search.

**Students who prefer a fulltime schedule of 4 courses (12 credits) each semester, should consider taking courses during the summer and winter semesters to complete the program in 2 years.**

# How to Access Degree Works

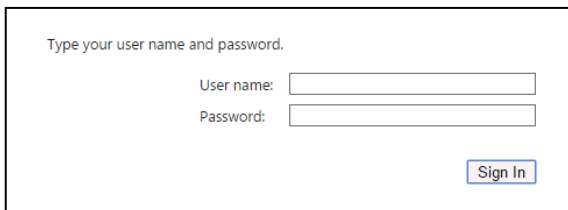
Degree Works is a comprehensive, easy-to-use, web-based tool designed to help students and advisors monitor progress towards program completion.

## 1. Log into MyCollege



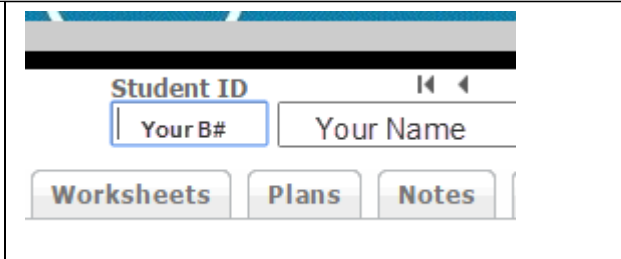
A login form with two input fields. The first is labeled 'USERNAME:' and the second is labeled 'PASSWORD:'. Below the password field is a 'Log In' button.

## 3. You may need to log in again.



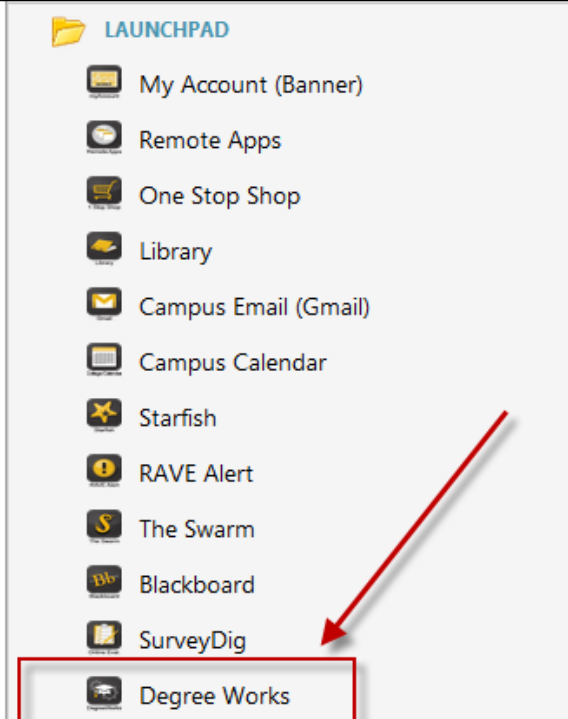
A secondary login form with the text 'Type your user name and password.' followed by 'User name:' and 'Password:' labels, each with an input field. A 'Sign In' button is located at the bottom right.

## 4. View your Degree Works Report



A screenshot of the Degree Works interface. It shows a 'Student ID' field with 'Your B#' entered, and a 'Your Name' field. Below these are three buttons: 'Worksheets', 'Plans', and 'Notes'.

## 2. Click on Degree Works on the LAUNCHPAD.



For Help in reading your Degree Works Worksheet, click on the Help link at the top of screen and/or see your advisor:

